



Calculation Policy

Multiplication – Years 4-6



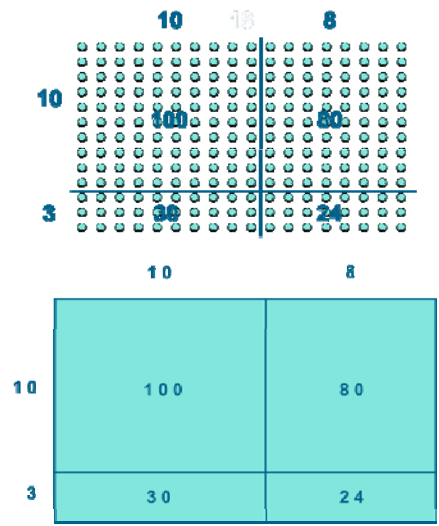
Obj Gui **Year 4** Vid Ex

Continue with a range of equations as in Year 2 but with appropriate numbers. Also include equations with missing digits
 $\square \times 5 = 160$

Mental methods
 Counting in multiples of 6, 7, 9, 25 and 1000, and steps of 1/100.

Solving practical problems where children need to scale up. Relate to known number facts. (e.g. how tall would a 25cm sunflower be if it grew 6 times taller?)

Written methods (progressing to 3d x 2d)
 Children to embed and deepen their understanding of the grid method to multiply up 2d x 2d. Ensure this is still linked back to their understanding of arrays and place value counters.



Obj Gui **Year 5** Vid Ex

Continue with a range of equations as in Year 2 but with appropriate numbers. Also include equations with missing digits

Mental methods
 X by 10, 100, 1000 using moving digits ITP
 Use practical resources and jottings to explore equivalent statements (e.g. $4 \times 35 = 2 \times 2 \times 35$)

Recall of prime numbers up 19 and identify prime numbers up to 100 (with reasoning)

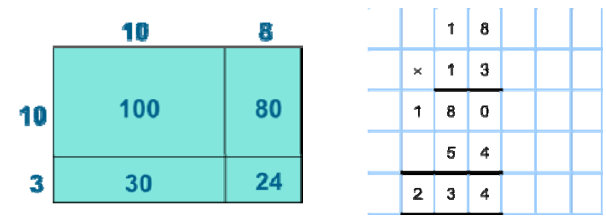
Solving practical problems where children need to scale up. Relate to known number facts.

Identify factor pairs for numbers

Written methods (progressing to 4d x 2d)

Long multiplication using place value counters

Children to explore how the grid method supports an understanding of long multiplication (for 2d x 2d)



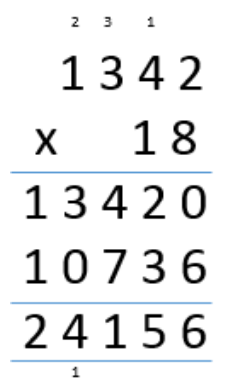
Obj Gui **Year 6** Vid Ex

Continue with a range of equations as in Year 2 but with appropriate numbers. Also include equations with missing digits

Mental methods
 Identifying common factors and multiples of given numbers
 Solving practical problems where children need to scale up. Relate to known number facts.

Written methods
 Continue to refine and deepen understanding of written methods including fluency for using long multiplication

X	1000	300	40	2
10	10000	3000	400	20
8	8000	2400	320	16



Year 4 objectives

Statutory requirements

Pupils should be taught to:

- recall multiplication and division facts for multiplication tables up to 12×12
- use place value, known and derived facts to multiply and divide mentally, including: multiplying by 0 and 1; dividing by 1; multiplying together three numbers
- recognise and use factor pairs and commutativity in mental calculations
- multiply two-digit and three-digit numbers by a one-digit number using formal written layout
- solve problems involving multiplying and adding, including using the distributive law to multiply two digit numbers by one digit, integer scaling problems and harder correspondence problems such as n objects are connected to m objects.



Year 4 guidance

Notes and guidance (non-statutory)

Pupils continue to practise recalling and using multiplication tables and related division facts to aid fluency.

Pupils practise mental methods and extend this to three-digit numbers to derive facts, (for example $600 \div 3 = 200$ can be derived from $2 \times 3 = 6$).

121

Mathematics

Notes and guidance (non-statutory)

Pupils practise to become fluent in the formal written method of short multiplication and short division with exact answers (see [Mathematics Appendix 1](#)).

Pupils write statements about the equality of expressions (for example, use the distributive law $39 \times 7 = 30 \times 7 + 9 \times 7$ and associative law $(2 \times 3) \times 4 = 2 \times (3 \times 4)$).

They combine their knowledge of number facts and rules of arithmetic to solve mental and written calculations for example, $2 \times 6 \times 5 = 10 \times 6 = 60$.

Pupils solve two-step problems in contexts, choosing the appropriate operation, working with increasingly harder numbers. This should include correspondence questions such as the numbers of choices of a meal on a menu, or three cakes shared equally between 10 children.



Year 5 objectives

Statutory requirements

Pupils should be taught to:

- identify multiples and factors, including finding all factor pairs of a number, and common factors of two numbers
- know and use the vocabulary of prime numbers, prime factors and composite (non-prime) numbers
- establish whether a number up to 100 is prime and recall prime numbers up to 19
- multiply numbers up to 4 digits by a one- or two-digit number using a formal written method, including long multiplication for two-digit numbers
- multiply and divide numbers mentally drawing upon known facts
- divide numbers up to 4 digits by a one-digit number using the formal written method of short division and interpret remainders appropriately for the context
- multiply and divide whole numbers and those involving decimals by 10, 100 and 1000

Statutory requirements

- recognise and use square numbers and cube numbers, and the notation for squared (2) and cubed (3)
- solve problems involving multiplication and division including using their knowledge of factors and multiples, squares and cubes
- solve problems involving addition, subtraction, multiplication and division and a combination of these, including understanding the meaning of the equals sign
- solve problems involving multiplication and division, including scaling by simple fractions and problems involving simple rates.



Year 5 guidance

Notes and guidance (non-statutory)

Pupils practise and extend their use of the formal written methods of short multiplication and short division (see [Mathematics Appendix 1](#)). They apply all the multiplication tables and related division facts frequently, commit them to memory and use them confidently to make larger calculations.

They use and understand the terms factor, multiple and prime, square and cube numbers.

Pupils interpret non-integer answers to division by expressing results in different ways according to the context, including with remainders, as fractions, as decimals or by rounding (for example, $98 \div 4 = \frac{98}{4} = 24 \text{ r } 2 = 24\frac{1}{2} = 24.5 \approx 25$).

Pupils use multiplication and division as inverses to support the introduction of ratio in year 6, for example, by multiplying and dividing by powers of 10 in scale drawings or by multiplying and dividing by powers of a 1000 in converting between units such as kilometres and metres.

Distributivity can be expressed as $a(b + c) = ab + ac$.

They understand the terms factor, multiple and prime, square and cube numbers and use them to construct equivalence statements (for example, $4 \times 35 = 2 \times 2 \times 35$; $3 \times 270 = 3 \times 3 \times 9 \times 10 = 9^2 \times 10$).

Pupils use and explain the equals sign to indicate equivalence, including in missing number problems (for example, $13 + 24 = 12 + 25$; $33 = 5 \times \square$).

Year 6 objectives

Statutory requirements

Pupils should be taught to:

- multiply multi-digit numbers up to 4 digits by a two-digit whole number using the formal written method of long multiplication
- divide numbers up to 4 digits by a two-digit whole number using the formal written method of long division, and interpret remainders as whole number remainders, fractions, or by rounding, as appropriate for the context
- divide numbers up to 4 digits by a two-digit number using the formal written method of short division where appropriate, interpreting remainders according to the context
- perform mental calculations, including with mixed operations and large numbers
- identify common factors, common multiples and prime numbers
- use their knowledge of the order of operations to carry out calculations involving the four operations
- solve addition and subtraction multi-step problems in contexts, deciding which operations and methods to use and why

135

Mathematics

Statutory requirements

- solve problems involving addition, subtraction, multiplication and division
- use estimation to check answers to calculations and determine, in the context of a problem, an appropriate degree of accuracy.



Year 6 guidance

Notes and guidance (non-statutory)

Pupils practise addition, subtraction, multiplication and division for larger numbers, using the formal written methods of columnar addition and subtraction, short and long multiplication, and short and long division (see [Mathematics Appendix 1](#)).

They undertake mental calculations with increasingly large numbers and more complex calculations.

Pupils continue to use all the multiplication tables to calculate mathematical statements in order to maintain their fluency.

Pupils round answers to a specified degree of accuracy, for example, to the nearest 10, 20, 50 etc., but not to a specified number of significant figures.

Pupils explore the order of operations using brackets; for example, $2 + 1 \times 3 = 5$ and $(2 + 1) \times 3 = 9$.

Common factors can be related to finding equivalent fractions.



Year 4	Year 5	Year 6
<p><u>Mental Strategies</u> Children should continue to count regularly, on and back, now including multiples of 6, 7, 9, 25 and 1000, and steps of 1/100. Become fluent and confident to recall all tables to $\times 12$ Use the context of a week and a calendar to support the 7 times table (e.g. how many days in 5 weeks?) Use of finger strategy for 9 times table.</p> <p>Multiply 3 numbers together The number line should continue to be used as an important image to support thinking, and the use of informal jottings should be encouraged. They should be encouraged to choose from a range of strategies:</p> <ul style="list-style-type: none"> - Partitioning using $\times 10$, $\times 20$ etc - Doubling to solve $\times 2$, $\times 4$, $\times 8$ - Recall of times tables - Use of commutativity of multiplication <p><u>Vocabulary</u> Factor</p> <p><u>Generalisations</u> Children given the opportunity to investigate numbers multiplied by 1 and 0.</p> <p>When they know multiplication facts up to $\times 12$, do they know what $\times 13$ is? (i.e. can they use 4×12 to work out 4×13 and 4×14 and beyond?)</p> <p><u>Some Key Questions</u> What do you notice? What's the same? What's different? Can you convince me? How do you know?</p>	<p><u>Mental Strategies</u> Children should continue to count regularly, on and back, now including steps of powers of 10. Multiply by 10, 100, 1000, including decimals (Moving Digits ITP) The number line should continue to be used as an important image to support thinking, and the use of informal jottings should be encouraged. They should be encouraged to choose from a range of strategies to solve problems mentally:</p> <ul style="list-style-type: none"> - Partitioning using $\times 10$, $\times 20$ etc - Doubling to solve $\times 2$, $\times 4$, $\times 8$ - Recall of times tables - Use of commutativity of multiplication <p>If children know the times table facts to 12×12. Can they use this to recite other times tables (e.g. the 13 times tables or the 24 times table)</p> <p><u>Vocabulary</u> cube numbers prime numbers square numbers common factors prime number, prime factors composite numbers</p> <p><u>Generalisation</u> Relating arrays to an understanding of square numbers and making cubes to show cube numbers. Understanding that the use of scaling by multiples of 10 can be used to convert between units of measure (e.g. metres to kilometres means to times by 1000)</p> <p><u>Some Key Questions</u> What do you notice? What's the same? What's different? Can you convince me? How do you know? How do you know this is a prime number?</p>	<p><u>Mental Strategies</u> Consolidate previous years.</p> <p>Children should experiment with order of operations, investigating the effect of positioning the brackets in different places, e.g. $20 - 5 \times 3 = 5$; $(20 - 5) \times 3 = 45$</p> <p>They should be encouraged to choose from a range of strategies to solve problems mentally:</p> <ul style="list-style-type: none"> - Partitioning using $\times 10$, $\times 20$ etc - Doubling to solve $\times 2$, $\times 4$, $\times 8$ - Recall of times tables - Use of commutativity of multiplication <p>If children know the times table facts to 12×12. Can they use this to recite other times tables (e.g. the 13 times tables or the 24 times table)</p> <p><u>Vocabulary</u> See previous years common factor</p> <p><u>Generalisations</u> Order of operations: brackets first, then multiplication and division (left to right) before addition and subtraction (left to right). Children could learn an acrostic such as PEMDAS, or could be encouraged to design their own ways of remembering. Understanding the use of multiplication to support conversions between units of measurement.</p> <p><u>Some Key Questions</u> What do you notice? What's the same? What's different? Can you convince me? How do you know?</p>